

Rating	2017	2018	2019	2020	2021	2022	2023	2024	2025	2026
Rating	Unrated	Unrated	Unrated	Unrated	Unrated	Unrated	Unrated	Unrated	Unrated	Unrated
NAV(₹)	23.65	25.08	33.98	40.66	50.31	47.25	62.26	69.35	80.97	78.6600
Quartile Ranking	3	1	1	3	2	2	2	3	4	
Total Return(%)	14.92	6.01	35.49	19.66	23.73	-6.08	31.77	11.29	16.76	-2.85
Index*	37.60	-1.80	8.98	18.41	31.63	4.77	26.55	15.67	7.63	-12.19
Rank (Funds/Category)	18/35	4/35	5/36	18/35	12/38	16/56	19/63	42/62	53/60	-/-
Net Assets (₹Cr)	149	215	437	1,051	2,005	2,121	3,002	3,228	3,521	3,693

**Suitability**

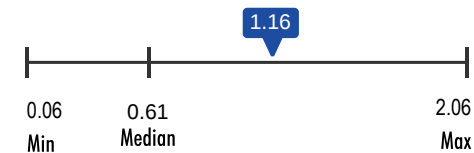
This fund invests mainly in the shares of foreign companies listed outside India. International equity funds are suitable to invest a part of your money for diversification, so that if the Indian markets are going through a sharp correction a portion of your money is insulated. But invest in them only if you have an investment horizon of more than five years, and do so only through the SIP route.

**Taxability of earnings:**

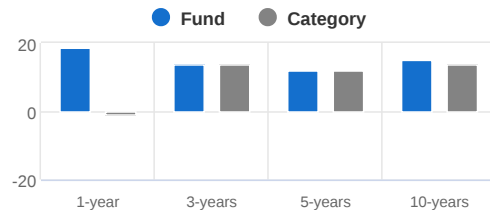
- Capital gains:**
- If the mutual fund units are sold after 2 years from the date of investment, gains are taxed at the rate of 12.5%.
  - If the mutual fund units are sold within 2 years from the date of investment, entire amount of gain is added to the investors' income and taxed according to the applicable slab rate.
  - No tax is to be paid as long as you continue to hold the units.

- Dividends:**
- Dividends are added to the income of the investors and taxed according to their respective tax slabs. Further, if an investor's dividend income exceeds Rs 10,000 in a financial year, the fund house also deducts a TDS of 10% before distributing the dividend.

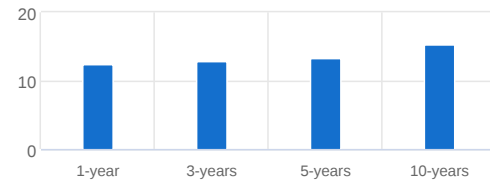
**Expense Ratio (%)**



**Trailing Returns (%)**



**SIP Returns (%)**



**Risk Measures**

	Fund	Index*	Cat avg
Standard Deviation	13.81	14.63	
Sharpe Ratio	0.61	0.49	
Beta	--	--	
R-Squared	--	--	

Sortino Ratio

Alpha

**Investment Information**

AMC: ICICI Prudential Asset Management Company Ltd  
 Website: <http://www.icicipruamc.com>  
 Registrar: Computer Age Management Ser...  
 Min Inv (₹): 5,000  
 Min SIP Inv (₹): 100  
 Exit Load: 1% for redemption within 30 days  
**NAV**  
 Growth: 78.66  
 IDCW: 78.66

**Portfolio Characteristics**

Number of Stocks	60	Investment Style	Growth Blend Value
Avg Mkt Cap (₹ Cr)	5,10,276	Capitalisation	Large Medium Small
Portfolio P/B Ratio	4.51	Not Available	
Portfolio P/E Ratio	24.81		
3Y Earnings Growth (%)	--		

**Top Holdings (%)**

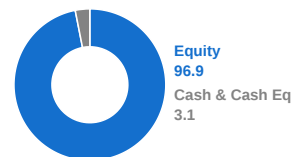
Company	Sector	3Y-Range	Assets
Estee Lauder Stock	Consumer ...	-	2.87
Clorox Company	Consumer ...	-	2.75
Kenvue	Consumer ...	-	2.68
Brown-Forman Corp	Consumer ...	-	2.58
Salesforce Com.	Technology	-	2.52
Broadridge Financial So...	Industrials	-	2.50
Huntington Ingalls Indus...	Industrials	-	2.50
GE Healthcare Technolo...	Healthcare	-	2.49
Tyler Technologies Inc	Technology	-	2.43
Constellation Brands Inc.	Consumer ...	-	2.36

**Top Sector Weights (%)**

	Fund	Category	3Y-Range
Technology	27.43	49.85	17.67-38.53
Industrials	20.22	11.31	11.96-20.22
Consumer Staples	18.71	5.20	5.40-20.26
Healthcare	17.82	6.30	12.08-27.21
Consumer Discretionary	5.72	12.15	5.60-15.27

**Top 5 Holdings (%) Asset Allocation (%)**

The underlying data is unavailable.



All data as on 02-Apr-2026

\*BSE 500 TRI

# Thinking of Investing in ICICI Pru US Bluechip Equity Dir ?

## Before you do, consider this:

Value Research Fund Advisor has analysed thousands of mutual funds to create a curated list of recommendations with the highest potential to achieve your financial goals. With our personalised advice and expert insights, you can build a successful mutual fund portfolio with confidence

## Why choose Value Research Fund Advisor?



### Personalized fund portfolios

Investment plans tailored to your investment goals, risk profile, and timeline



### Top Mutual fund picks

Handpicked list of funds for every investing need, updated regularly



### Buy Sell Hold guidance

Know which of your funds are investment worthy and which you should exit

[Start Now!](#)



**Value Research**  
**Fund Advisor**

Expert Guidance for Every Investment Goal